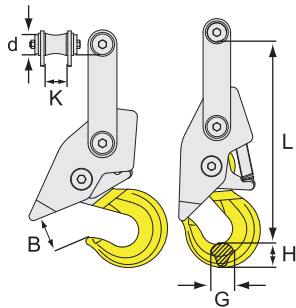


AH Automatic Hook * Please check availability.

At sites, where space and manpower are limited and lifted loads need to be released smoothly, this automatic hook is a safe and convenient solution. It allows engaging and releasing of loads simply through crane operation.



Watch video of
the AH Hook
on YouTube.

Product Code	WLL (t)	Min Lock Load (kgf)	Dimensions (mm)						Weight (kg)
			L	B	G	H	K	Ød	
AH-16	1.6	20	296	50	21	26	61	20	4.4
AH-42	4.2	80	412	53	28	38	61	33	9.6
AH-80	8.0	200	514	88	42	59	62.5	48	20.4


How to use the AH Hook




1. The hook engages with the load.



2. The load is lifted, the hook locks, prevents load from falling.



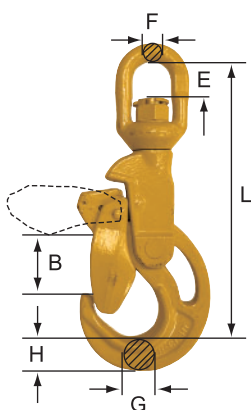
3. When the load is lowered, the hook lands and tilts.



4. The crane is raised, the load release is completed.

TH Auto Hook * Please check availability.


The TH is a safe and convenient hook, which allows releasing of loads simply through crane operation. Ideal for unloading in narrow places or heights.



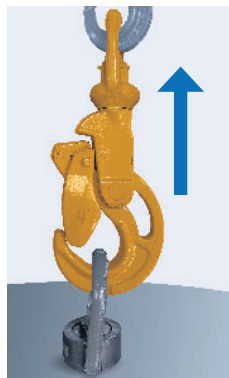
Watch video of
the TH Hook
on YouTube.

Product Code	WLL (t)	Dimensions (mm)						Weight (kg)
		L	B	G	H	F	E	
TH-13-8S	4.2	330	60	32	43	20	41	5.5

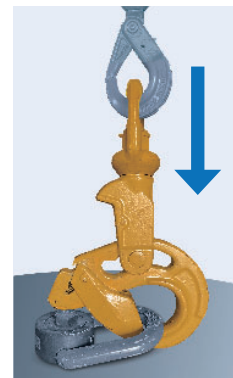
How to use the TH Hook



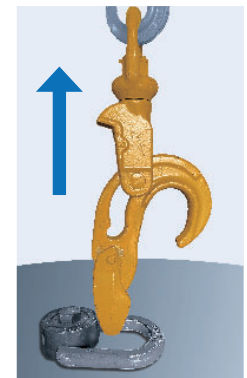
1. Attaching load to the hook, closing the latch.



2. The load is lifted.



3. When the load is lowered, the hook lands and tilts.



4. The crane is raised, the hook flips over, load release is completed.