

SVC-H • SVC-WH • SVC-HN • SVC-WHN

VERTICAL LIFTING CLAMP (Lock Handle Type)

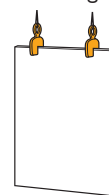
MOVIE ▶




▶ Example of use

▲ Always lift a load at 2 or more points for safety.

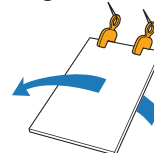
■ Steel plate vertical lifting



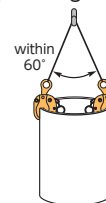
■ Steel beam lifting



■ Steel plate turning-over



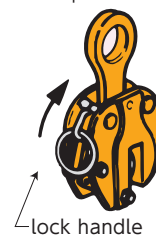
■ Pipe lifting



When lifting a pipe, position the clamps so that they face each other as shown on the drawing. (the lifting angle of the sling rope must be kept within 60°.)

▶ Features

- Standard clamp for vertical lifting of steel plates and other steel structures.
- The tightening lock mechanism (Lock Handle Type).
- Including a releasing lock pin for 7 & 10 ton.
- (SVC-HN•SVC-WHN) The Cam & Pad is designed for less biting marks on the load with the fine pitch cross pattern.



■ Tightening lock mechanism

When you pull upward the lock handle, the lock gets set and the clamp grips firmly the load. This lock is very safe and even if the sling rope loosens, or if a shock occurs, the clamp will not come off.




■ Releasing lock mechanism

When you pull downward the lock handle, the lock gets released. Never attempt a lifting operation in this state. It would be dangerous as the tightening would be insufficient.

SVC0.5H~5WH


Cam, pad **cross type, normal pitch**



(P=3.0)


SVC7H~10WH

Cam, pad **line type**

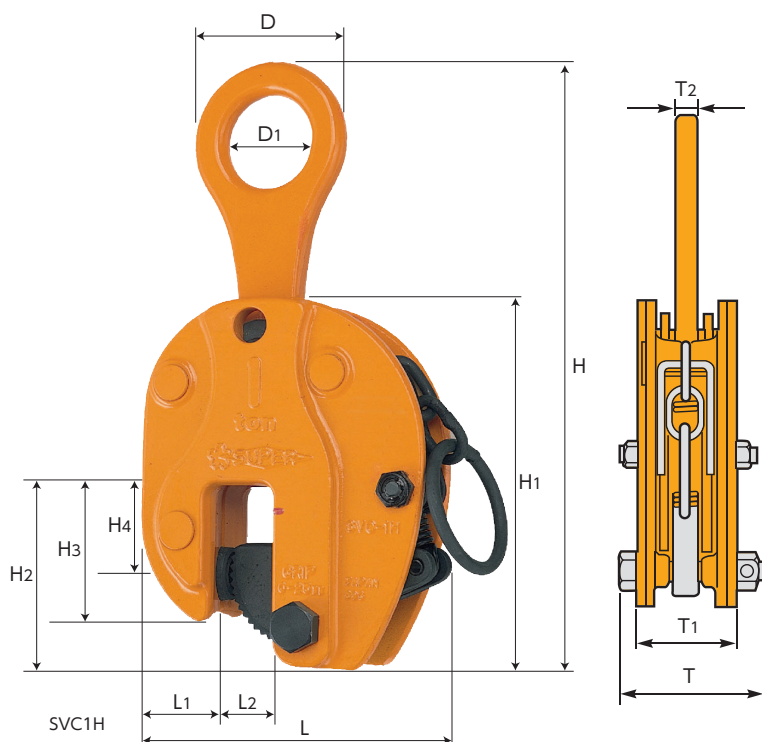


SVC-HN • SVC-WHN

Cam, pad **cross type, fine pitch**



(P=2.0)



Item No.	Rated capacity (ton)	Clamp range (mm)	Size (mm)												N.W. (kg)	
			L	L1	L2	H(MAX)	H1	H2	H3	H4	D	D1	T	T1		T2
SVC0.5H	0.5	0~19	131	36	26	250	158	80	60	36	64	36	67	49	12	3
SVC1H	1	0~25	152	42	32	310	185	90	69	45	85	48	81	59	16	6
*SVC1WH	1	0~40	165	43	44	360	225	104	70	45	85	48	72	53	16	6.2
SVC2H	2	0~30	172	48	39	375	210	100	77	47	106	60	97	71	18	10.5
SVC3H	3	0~35	182	51	42	405	225	105	81	47	117	66	102	75	20	12.5
*SVC3WH	3	25~60	212	56	67	432	253	123	99	65	117	66	102	75	20	15
*SVC5H	5	0~40	220	65.5	49.5	455	260	120	95	49	148	84	122	92	22	21.5
*SVC5WH	5	25~65	245	65.5	74.5	485	285	141	116	70	148	84	122	92	22	25
*SVC7H	7	10~70	340	100	75	615	402	195	145	80	120	60	149	95	25	43
*SVC7WH	7	30~90	360	100	95	615	402	195	145	80	120	60	149	95	25	45
*SVC10H	10	20~80	360	100	85	645	412	205	145	80	130	65	177	116	32	56
*SVC10WH	10	40~100	380	100	105	645	412	205	145	80	130	65	177	116	32	60
SVC0.5HN	0.5	0~19	131	36	26	250	158	80	60	36	64	36	67	49	12	3
SVC1HN	1	0~25	152	42	32	310	185	90	69	45	85	48	81	59	16	6
*SVC1WHN	1	0~40	165	43	44	360	225	104	70	45	85	48	72	53	16	6.2

For * marked items, the main body is made of high-tensile steel plates.

★ The product parts drawings and operation manual can be downloaded from our website.

● For all the appendix, please refer to P.284~286