

» Swing Shackle Type

GVC-E • GVC-EN

LATERAL LIFTING CLAMP (Lock Handle Type)

CHECK!

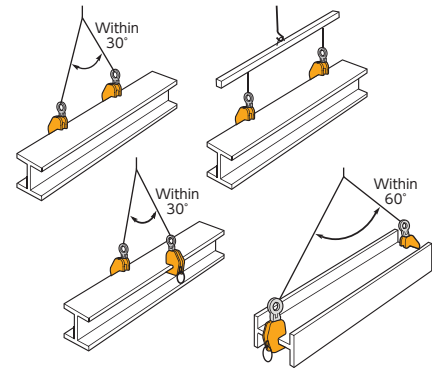


Operation manual & parts drawing

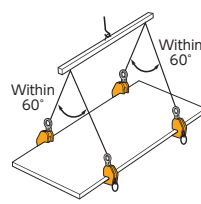
Example of use

Always lift a load at 2 or more points for safety.

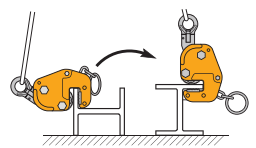
Steel beam lifting



Steel plate lifting

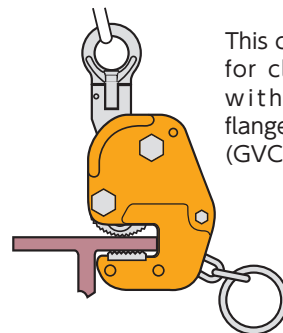


Steel beam turning-over



Features

- For lateral (horizontal) lifting of steel beams for structure (H beam, I beam, T beam, L beam, etc.) and flat steel bars.
- The Swing shackle and the arc-shaped pad provide a stable lateral (horizontal) clamping force (Swing shackle type).
- The spring-type tightening lock mechanism assures a positive initial clamp force (lock handle type).
- (GVC-EN) The Cam & Pad is designed for less biting marks on the load with the fine pitch cross pattern.



This clamp can be used for clamping I beams with 100mm wide flanges. (GVC0.35E, GVC0.5E)

GVC-E

Cam

cross type, normal pitch



(P=3.0)

Pad


line type




GVC-EN

Cam, pad

cross type, fine pitch



(P=2.0)



Item No.	Rated capacity (ton)	Clamp range (mm)	Size (mm)													N.W. (kg)	
			L	L1	L2	L3	H(MAX)	H1	H2	H3	D	D1	T	T1	T2		T3
GVC0.35E	0.35	0~16	87	42	21	6	191	120	26	19	45	26	51	41	39	8	1.7
GVC0.5E	0.5	0~20	103	47	20	6	229	145	34	23	52	30	55	45	45	10	2.6
GVC1E	1	0~25	130	62	26	10	276	183	40	28	60	35	64	52	53	12	4.5
GVC2E	2	5~35	163	70	27	12	343	222	50	38	76	45	79	63	67	14	9
GVC0.35EN	0.35	0~16	87	42	21	6	191	120	26	19	45	26	51	41	39	8	1.7
GVC0.5EN	0.5	0~20	103	47	20	6	229	145	34	23	52	30	55	45	45	10	2.6
GVC1EN	1	0~25	130	62	26	10	276	183	40	28	60	35	64	52	53	12	4.5

★ Parts drawings and operation manuals can be downloaded from our website.
● For all the appendix, please refer to P.54 ~56